



Vypamat is a premium entrance matting system engineered for performance and design versatility.

Featuring a robust textured insert that captures dirt and moisture, it is built to handle high foot traffic in both indoor and outdoor environments.


Available in a choice of three practical insert colours—red, anthracite, and brown—and paired with five stylish extrusion finishes, including mill finish, anodised clear, bronze, and black.

Vypamat allows for seamless customisation to suit any architectural palette.

All entrance matting from Birrus can be customised to fit any shape and size.

Mix & Match Insert & Extrusion Colours


Examples:




Midnight Black & Anthracite



Antique Bronze & Brown



Mill Finish (Silver) & Anthracite



Midnight Black & Red



SYSTEM APPLICATIONS

Suitable for Interior or Exterior Entrances.

Highly Recommended for:

- Apartment Buildings
- Commercial Buildings
- Office & Corporate Buildings
- Shops, Restaurants & Cafés
- Civic Buildings
- Car Parks, Warehouses
- Storage Facilities
- Schools & Educational
- Factories
- Sports & Big Event Venues
- Public Transport Facilities
- Car Showrooms
- Airports

VYPAMAT

Durable - Sustainable - Colourful



TECHNICAL SPECIFICATION

GENERAL

- 10 -Year warranty (excluding wear & tear)
- Recessed installation
- Slip tested to Australian standards
- Fire tested to Australian standards

INSERT

- Yarn construction: Bouclé
- Primary backing: nonwoven PET/PA
- Colouring: Solution-dyed
- Pile material: 100% Polyamide
- Pile weight: ± 600 gram/m²
- Total weight: $\pm 2,700$ gram/m²
- Pile height: ± 6.5 mm
- Total height: ± 8 mm
- Pile density: 0.079g/cm³
- Number of stitches: $\pm 64,500$ /m²

PERFORMANCE

- Sand absorption class: 2 (80%=<Class 2<90%)
- Absorption capacity: ± 3.8 l/m²
- Dimensional stability (ISO 2551): <0.4%
- Light fastness (ISO 105 B02): >7
- Water fastness (ISO 105 B01): 4-5
- Rubbing fastness (ISO 105 X12): 4-5
- Saltwater (ISO 105 E02): 4-5
- Organic solvents (ISO 105 X05): 4-5
- Statis charge (ISO 6356): <0.1kV

EXTRUSIONS

- 6000-Series aluminium
- 50mm non-slip, furrowed treads
- Open or closed construction options
- Finishing options:
 - Mill finish (Silver)
 - Antique bronze anodised (15-micron)
 - Midnight black anodised (25-micron)

Insert Colour & Extrusion Finish Options Mix & Match



SUSTAINABLE CHOICE OF INSERT

Recognised sustainability and quality standards, including:

- ISO 14001 – Environmental Management System
- ISO 14040/44 – Life Cycle Analysis
- ISO 14025 – Environmental Product Declaration
- ISO 14064 – Organisational Carbon Footprint
- ISO 9001 – Quality Management System
- LEED, BREEAM, Green Star – Major green building rating systems
- SDG 8, 9, 12 and 13 – United Nations Sustainable Development Goals



Manufactured with sustainable principles:

- Health and eco-toxicity minimisation: Product ingredients undergo stringent assessment to ensure they are safe, non-toxic, and meet healthy VOC level standards.
- Sustainable raw material sourcing: Products incorporate materials derived from renewable sources and post-consumer waste, reducing dependency on virgin raw materials, lowering carbon footprints, and mitigating climate impact.
- Energy and carbon footprint reduction: A portion of energy consumption is sourced from solar PV panels, increasing reliance on renewable energy.
- Efficient waste management: Operations follow waste hierarchy principles—reduce, reuse, and recycle—to minimise environmental impact.
- Circularity index: A circularity index of up to 49%, due to the use of recycled and renewable materials, meets and exceeds the specifications required for sustainable project installations.
- Furthermore, these products are eligible to attain maximum credit points under major green building rating systems, such as LEED, BREEAM, and Green Star.
- Environmental Product Declarations (EPDs): ISO 14025-compliant EPDs have been published. These independently verified documents offer valuable insights for professionals seeking sustainable solutions in their projects.

SYSTEM INSTALLATION

For recessed matting, the Birrus installation service is available - contact us for details.

Ensure that the recess is clean, level and smooth. The recess will need an engineered screed or skim coat (no sand and cement screed) to ensure adhesion.

CARE & MAINTENANCE

Daily maintenance

Vacuum the dry dirt on your entrance matting preferably with a professional vacuum cleaner with a driven, rotating brush or a consumer vacuum cleaner

Allow wet areas to dry out fully and then treat as dry dirt.

By vacuuming your entrance matting regularly the dirt is loosened effectively and removed. Your entrance matting will have a fresh, clean look and will retain its effectiveness.