



# ULTRAMAT

Luxury - Quality - Reputation

ULTRAMAT offers exemplary dirt and moisture retention, even in buildings with high foot traffic. This not only keeps your entry flooring clean and dry, it also contributes to its longevity by reducing wear and tear.

All entrance matting from Birrus can be customised to fit any shape and size.



## TECHNICAL SPECIFICATION

### GENERAL

- 10-Year warranty
- Slip tested to Australian standards
- Fire tested to Australian standards
- VOC tested
- Adhesive free
- End-of-life return to manufacturer option
- Global GreenTag certified - Level A

### INSERTS

- Loop pile insert specification:
  - 4 standard colour options
  - Insert material: loop pile carpet
  - Yarn: type 6 nylon
  - Pile weight: 814g/m<sup>2</sup>
  - Machine gauge: 1/12th gauge
  - Colour system: 100% solution-dyed nylon
  - Pile height: 4mm (+/- 0.5mm)
  - Total thickness: 7.5mm (+/- 0.5mm)
  - Backing: Glasbac (R), Glasbac (R) RE
- Cut pile insert specification:
  - 7 standard colour options
  - Insert material: cut pile carpet
  - Yarn: yarn-dyed nylon
  - Pile weight: 1000g/m<sup>2</sup>
  - Machine gauge: 1/10th gauge
  - Total thickness: 9.0mm

### EXTRUSIONS

- 6000-Series aluminium
- 50mm non-slip, furrowed treads
- Open and closed construction options
- 10mm or 16mm depth options
- Finishing options:
  - Mill finish (silver)
  - Clear/natural anodised (15-micron)
  - Antique bronze anodised (15-micron)
  - Precious gold anodised (15-micron)
  - Midnight black anodised (25-micron)



## SYSTEM APPLICATIONS

Interior and Covered/Partially Covered Exterior.


Highly Recommended for:

- Apartment Buildings
- Commercial Buildings
- Office & Corporate Buildings
- Shops, Restaurants & Cafés
- Civic Buildings
- Public Transport Facilities
- Hospitals & Healthcare Facilities
- Storage Facilities
- Sports & Big Event Venues
- Schools & Educational
- Warehouses
- Factories
- Car Showrooms
- Airports




## STANDARD INSERT COLOURS


Custom colours available by special order




JET BLACK  
Cut Pile




LATTE  
Cut Pile




SLATE  
Cut Pile




CLARET  
Cut Pile




ASH  
Cut Pile




BROWNSTONE  
Cut Pile




CHOCOLATE  
Cut Pile




ASPHALT  
Loop Pile



COAL  
Loop Pile



CHARCOAL  
Loop Pile



DUSK  
Loop Pile



Closed Construction



Open Construction



LEARN  
MORE



REQUEST  
A QUOTE



REQUEST  
A SAMPLE

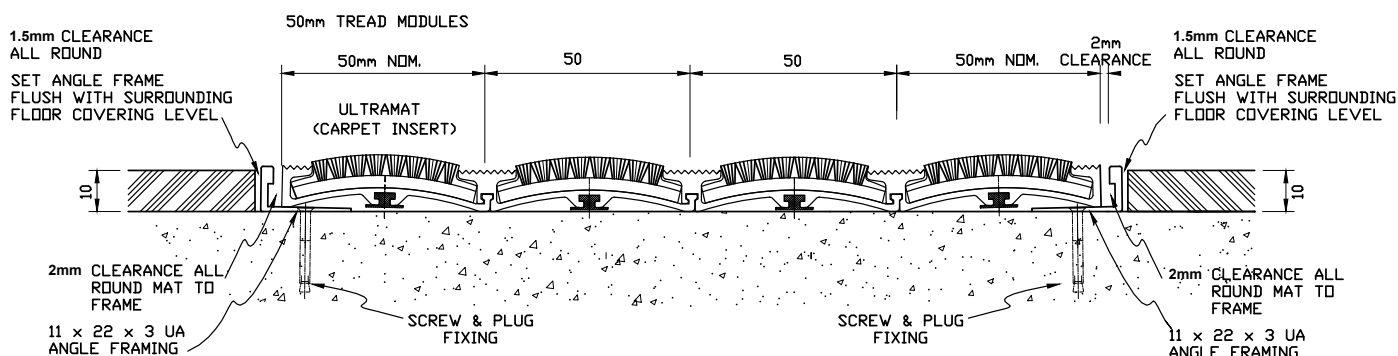


SUSTAINABLE  
SYSTEMS



## ULTRAMAT PROFILE DIAGRAM

10mm Closed Construction - Standard Installation



Please visit our website to access profile diagrams for:

- ULTRAMAT 10mm Open Construction
- ULTRAMAT 16mm Closed Construction
- ULTRAMAT 16mm Open Construction
- ULTRAMAT 10mm DDA Compliant Surface Mounted Ramp



## SYSTEM INSTALLATION

Birrus Installation Service is available – contact us for details.

Birrus Matting Systems require an internal recess depth of 12mm (10mm mat) or 20mm (16mm mat).

Standard Birrus matwell frames are fabricated using aluminium alloy, brass or stainless-steel angle for compatibility with our mats.

Place an angle in the recess and set angles level with adjoining floor surfaces. Glue in or screw fix as required. Contractors are advised to ensure proper performance of the entire assembly, it is absolutely necessary that the base of the matwell is formed to a level plane, using an engineered screed. We do not recommend sand and cement screed as it will break up over time.

A stepped profile (surface-mounted ramped), requires a minimum of 10mm clearance if a door is to pass over the mat.



## CARE & MAINTENANCE

Vacuum clean matting regularly and, if required, spot clean carpet inserts with dry shampoo or steam clean as required.

Please contact us to purchase replacement inserts.