



ULTRAMAT offers exemplary dirt and moisture retention, even in buildings with high foot traffic. This not only keeps your entry flooring clean and dry, it also contributes to its longevity by reducing wear and tear.

All entrance matting from Birrus can be customised to fit any shape and size.



SYSTEM APPLICATIONS

Interior and Covered/Partially Covered Exterior.

Highly Recommended for:

- Apartment Buildings
- Commercial Buildings
- Office & Corporate Buildings
- Shops, Restaurants & Cafés
- Civic Buildings
- Public Transport Facilities
- Hospitals & Healthcare Facilities
- Storage Facilities
- Sports & Big Event Venues
- Schools & Educational
- Warehouses
- Factories

Recommended For:

- Residential Houses
- Car Parks



ULTRAMAT

Luxury - Quality - Reputation



TECHNICAL SPECIFICATION

GENERAL

- 10-Year warranty
- Slip tested to Australian standards
- Fire tested to Australian standards
- VOC tested
- Adhesive free
- End-of-life return to manufacturer option
- Global GreenTag certified - Level A

INSERTS

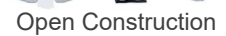
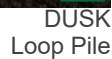
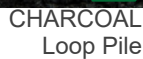
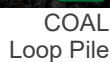
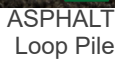
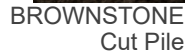
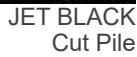
- Loop pile insert specification:
 - 4 standard colour options
 - Insert material: loop pile carpet
 - Yarn: type 6 nylon
 - Pile weight: 814g/m²
 - Machine gauge: 1/12th gauge
 - Colour system: 100% solution-dyed nylon
 - Pile height: 4mm (+/- 0.5mm)
 - Total thickness: 7.5mm (+/- 0.5mm)
 - Backing: Glasbac (R), Glasbac (R) RE
- Cut pile insert specification:
 - 7 standard colour options
 - Insert material: cut pile carpet
 - Yarn: yarn-dyed nylon
 - Pile weight: 1000g/m²
 - Machine gauge: 1/10th gauge
 - Total thickness: 9.0mm

EXTRUSIONS

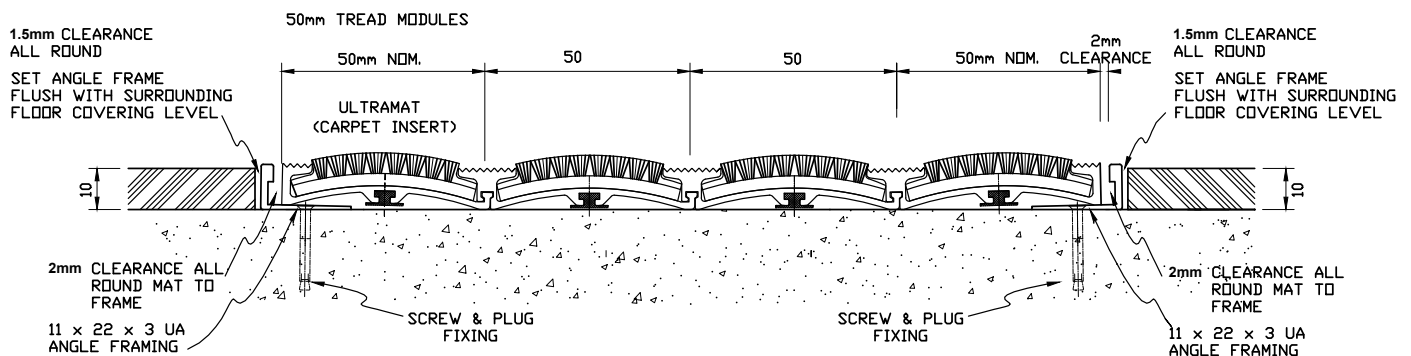
- 6000-Series aluminium
- 50mm non-slip, furrowed treads
- Open and closed construction options
- 10mm or 16mm depth options
- Finishing options:
 - Mill finish (silver)
 - Clear/natural anodised (15-micron)
 - Antique bronze anodised (15-micron)
 - Precious gold anodised (15-micron)
 - Midnight black anodised (25-micron)

www.birrusmatting.com.au

Custom colours available by special order



10mm Closed Construction - Standard Installation



- ULTRAMAT 10mm Open Construction
- ULTRAMAT 16mm Closed Construction

- ULTRAMAT 16mm Open Construction
- ULTRAMAT 10mm DDA Compliant Surface Mounted Ramp



SYSTEM INSTALLATION

Birrus Matting Systems require an internal recess depth of 12mm (10mm mat) or 20mm (16mm mat).

Place an angle in the recess and set angles level with adjoining floor surfaces. Glue in or screw fix as required. Contractors are advised to ensure proper performance of the entire assembly, it is absolutely necessary that the base of the matwell is formed to a level plane, using an engineered screed. We do not recommend sand and cement screed as it will break up over time.

A stepped profile (surface-mounted ramped), requires a minimum of 10mm clearance if a door is to pass over the mat.



CARE & MAINTENANCE

Please contact us to purchase replacement inserts.

Restore lustre to ribbed aluminium sections by lightly rubbing over them with abrasive wool.