



ULTRAMAT Impressions has been designed for buildings where corporate imagery is intrinsic to the visitor experience and needs to be included for subtle brand reinforcement. You can extend branding to the entrance to your premises using a high-quality matting system featuring our logo or corporate message.

All entrance matting from Birrus can be customised to fit any shape and size. Our manufacturing standard lead time is up to 10 working days plus delivery time.



## SYSTEM APPLICATIONS

Interior and Covered/Partially Covered Exterior.

Highly Recommended for:

- Commercial Buildings
- Facilities
- Office & Corporate Buildings
- Shops, Restaurants & Cafés
- Sports & Big Event Venues
- Civic Buildings
- Hospitals & Healthcare Facilities
- Storage Facilities
- Schools & Educational

Recommended For:

- Car Parks
- Warehouses
- Factories

Not Recommended For:

- Public Transport Facilities
- Residential Houses



# ULTRAMAT

## Impressions

Luxury - Quality - Reputation



## TECHNICAL SPECIFICATION

### GENERAL

- 10-Year warranty
- Slip and fire tested to Australian standards
- VOC tested and adhesive-free (Cut Pile)
- End-of-life return to manufacturer option

### INSERTS

- Wider 75mm treads
- Your logo or corporate message - engraved plate
- Rebated inserts
- Insert replacement option
  - Loop pile insert specification:
    - Global GreenTag certified - GreenRate Level B
    - 4 Standard colour options
    - Insert material: loop pile carpet
    - Yarn: Type 6 nylon
    - Pile weight: 814g/m<sup>2</sup>
    - Machine gauge: 1/12th gauge
    - Colour system: 100% solution-dyed nylon
    - Pile height: 4mm (+/- 0.5mm)
    - Total thickness: 7.5mm (+/- 0.5mm)
    - Backing: Glasbac (R), Glasbac (R) RE
  - Cut pile insert specification:
    - 8 standard colour options
    - Insert material: cut pile carpet
    - Yarn: yarn-dyed nylon
    - Pile weight: 1000g/m<sup>2</sup>
    - Machine gauge: 1/10th gauge
    - Total thickness: 9.0mm
    - Backing: reinforced PVC backing

### EXTRUSIONS

- 6000-Series aluminium
- 50mm non-slip, furrowed treads
- Closed construction
- 10mm
- Finishing options:
  - Clear/natural anodised (15-micron)
  - Midnight black anodised (15-micron)

## STANDARD INSERT COLOURS


Custom colours available by special order




JET BLACK  
Cut Pile



LATTE  
Cut Pile



SLATE  
Cut Pile




CLARET  
Cut Pile




ASH  
Cut Pile




BROWNSTONE  
Cut Pile




CHOCOLATE  
Cut Pile




ASPHALT  
Loop Pile



COAL  
Loop Pile



CHARCOAL  
Loop Pile



DUSK  
Loop Pile



ULTRAMAT Impressions  
Customisable Branding Strip Print Options



LEARN  
MORE



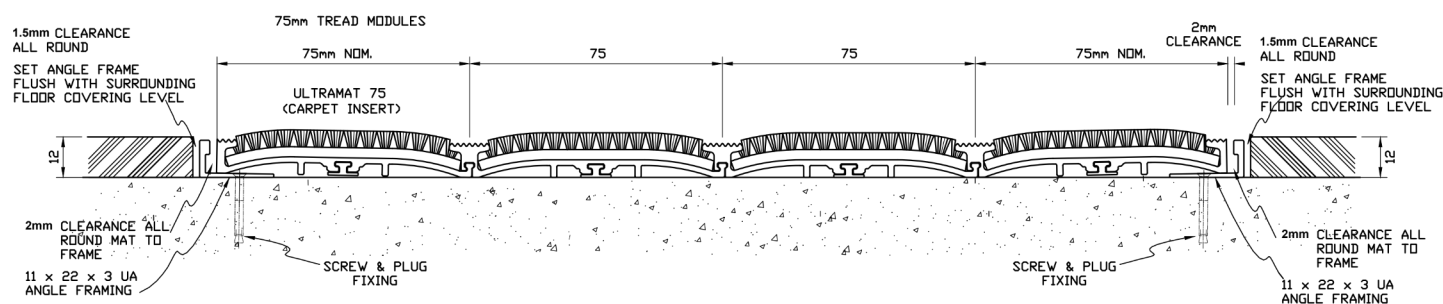
REQUEST  
A QUOTE



REQUEST  
A SAMPLE

## ULTRAMAT Impressions PROFILE DIAGRAM

10mm Closed Construction - Standard Installation



## SYSTEM INSTALLATION

Birrus Installation Service is available – contact us for details.

Birrus Matting Systems require an internal recess depth of 12mm (10mm mat).

Standard Birrus matwell frames are fabricated using aluminium alloy, brass or stainless-steel angle for compatibility with our mats.

Place an angle in the recess and set angles level with adjoining floor surfaces. Glue in or screw fix as required. Contractors are advised to ensure proper performance of the entire assembly, it is absolutely necessary that the base of the matwell is formed to a level plane, using an engineered screed. We do not recommend sand and cement screed as it will break up over time.

A stepped profile (surface-mounted ramped), requires a minimum of 10mm clearance if a door is to pass over the mat.

## CARE & MAINTENANCE

Vacuum clean matting regularly and, if required, spot clean carpet inserts with dry shampoo or steam clean as required.

Please contact us to purchase replacement inserts.

Restore lustre to ribbed aluminium sections by lightly rubbing over them with abrasive wool.