




Birrus Tactiles are Australian-made, simple, durable and versatile Tactile Ground Surface Indicator (TGSi) system.

They will support you in making your building and its surroundings safe and accessible for the visually impaired. Our tactile systems are cost-effective and compliant with Australian Public Access Standards.

Our manufacturing standard lead time is up to 10 working days plus delivery time.



SYSTEM APPLICATIONS

Peel & Stick Tactiles are engineered for use on a range of surfaces including:

- Concrete (internal/external)
- Ceramic/Terracotta/Terazzo Tiles
- Asphalt/Bitumen
- Timber Decking & Floors (internal/external)
- Carpet/Lino
- Checker Plate/Metal

Very Resistant to Damage from:

- Trolley Wheels
- Blunt-Force Impacts
- Vehicles
- Vandalism

Ceramic Tactiles are designed for use in tiled areas. They are ideal for use in bathrooms and meet a range of AS/NZS Accreditations.



TACTILES

Peel & Stick - Ceramic

Australian Made - Owned - Manufactured



TECHNICAL SPECIFICATION

PEEL & STICK TACTILES

- 5-Year warranty against fading, cracking and delamination
- UV-stabilised to ensure colour remains constant
- Construction material: polyurethane
- Adhesive: SUPERSTICK butyl backing
- Range of 6 colours
- Warning dots or directional line treads

ACCREDITATION

- Manufactured to AS/NZS 1428.4.1:2009
- CSIRO slip testing rating: R1

SIZING

- 300mm x 300mm
- Tile thickness:
 - 8.4mm
 - Top: 25mm
 - Base: 35mm
 - Height 5mm

CERAMIC TACTILES

- Construction material: ceramic

ACCREDITATION

- Manufactured to AS/NZ1428.4.1:2009
- CSIRO testing results:
 - AS/NZS 4586 Appendix A
 - Wet pendulum 4SW
 - AS/NZS 4586 Appendix D
 - Oil wet ramp test R12
 - AS/NZS 1428 4
- Wet & dry luminance reflectance:
 - Dry 44.09 / wet 42.30
- Mean contrast range: 29.6 – 57.3
- AS4459.4 breaking load: 2242 N
- Breaking strength: 2092 N
- Modulus of rupture: 31.39 N/mm²
- ISO 10545-3 water absorption: 0.19%

SIZING

- 300mm x 300mm
- Tile thickness
 - 10mm
 - Top of dome: 25mm
 - Base of dome: 35mm
 - Height of dome: 5mm

www.birrusmatting.com.au




COLOURS & TREADS



SAFETY
YELLOW
Warning




SAFETY
YELLOW
Directional




BLACK
Warning




BLACK
Directional




IVORY
Warning



IVORY
Directional




DARK GREY
Warning



DARK GREY
Directional



WHITE
CERAMIC
Warning



LEARN
MORE



REQUEST
A QUOTE



REQUEST
A SAMPLE



SYSTEM INSTALLATION

PEEL & STICK TACTILES

Does not require trenching out the area or saw-cutting

Does not require special tools

Installation kit is included for easy “peel & stick” process

Primer is required for new concrete or tactiles installed in the elements

Place angle in the recess and set angles level with the adjoining floor surfaces

Glue in or screw-fix as required.

Contractors are advised, that to ensure proper performance of the entire assembly it is necessary that the base of matwell is formed to a level plane, using an engineered screed. We do not recommend sand and cement screed as it will break up over time.

CERAMIC TACTILES

Lay Ceramic Tactiles as you would normal tile units.

Tile thickness is 10mm and it is best to leave 13-15mm rebate in freshly laid concrete to accommodate glue and cement. Also, leave a 2-3mm gap for grouting the tiles.